

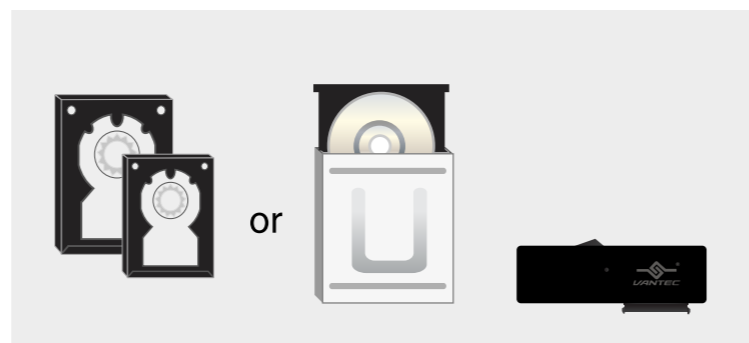


Installation Guide

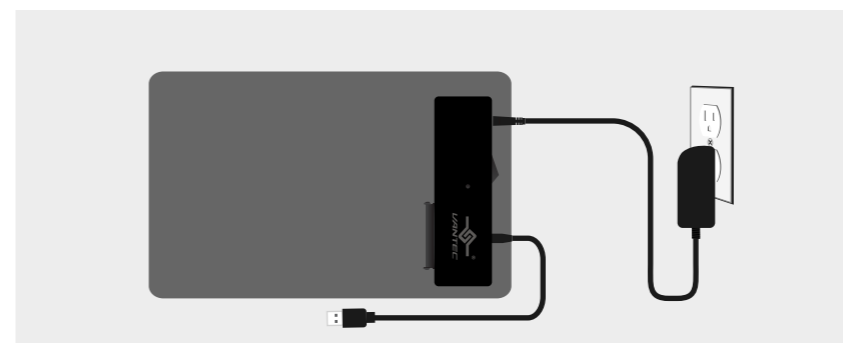
NexStar USB 3.0 to SATA 6Gbps Optical/Storage Adapter



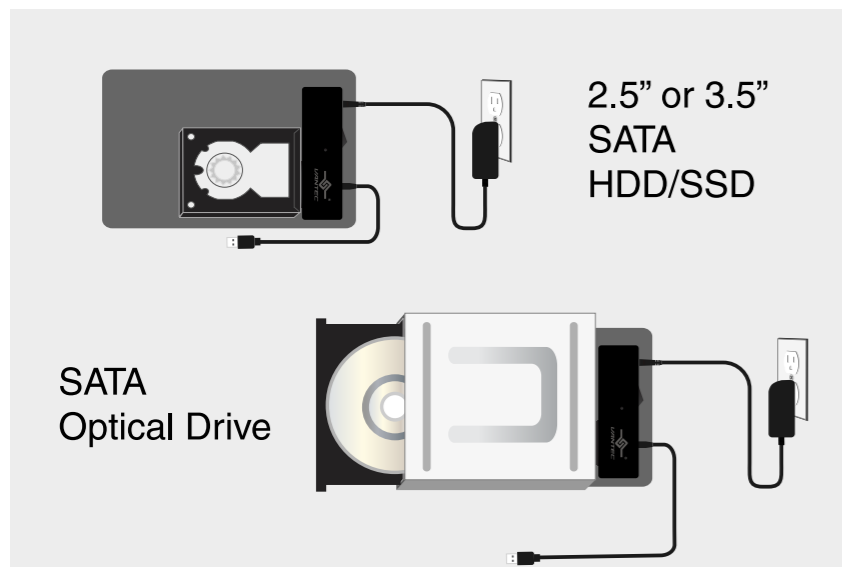
❖ 1. Verify the package contents.



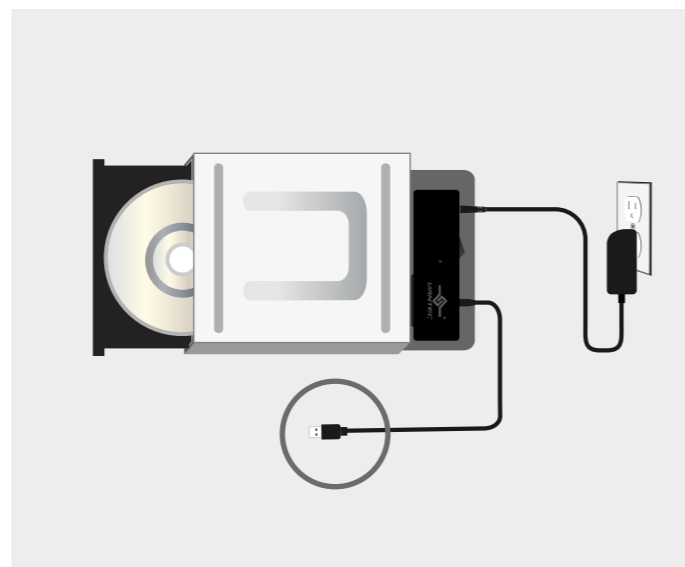
❖ 2. Prepare your SATA storage device for connecting to the USB adapter.



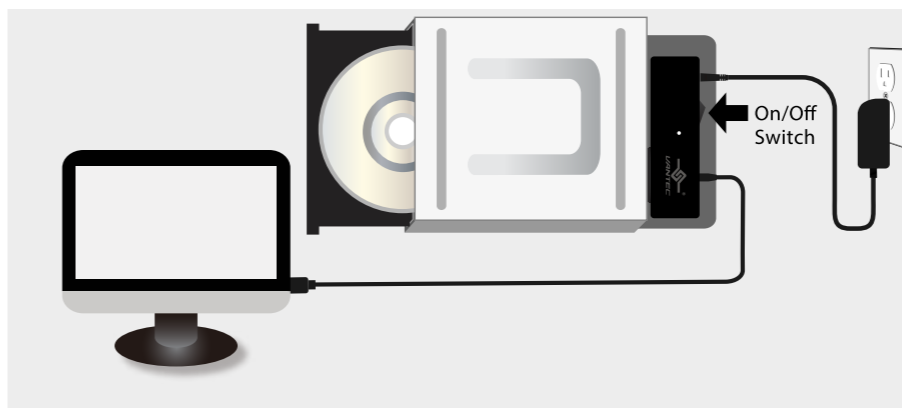
❖ 3. Connect AC adapter and USB cable to the adapter.



❖ 4. Carefully connect the SATA device (Optical/HDD/SSD) to the adapter. Make sure it is fully seated into the SATA interface.



❖ 5. Connect the USB connector to your Computer USB port.



❖ 6. Once fully connected, turn ON the power switch on the adapter. Your system will acknowledge a USB device connected and install the necessary drivers from the OS. This Adapter do not need any drivers, it is already built into the OS of your computer.

Once it is done loading the drivers, your storage device will be ready. If you are connecting a new unformatted hard drive, you will need to prep the hard drive for the first time before you can use it. If this is an Optical drive, it will detect and assign a drive letter for the Optical device.

Manufacturer's Warranty (Australia Only)

Vantec Thermal Technologies, Inc., hereby referred to as Vantec, warrants that the retail purchased Vantec branded products to be free from defects under the following terms and conditions:

I. Warranty Period
All products are warranted for one (1) year from the date of purchase, unless otherwise stated. Products that have been repaired or replaced will be under warranty for the remainder of the warranty period or thirty (30) days, whichever is longer.

II. Transferability
The warranty is non-transferable and is only valid for the original owner of the product. Proof of purchase is required for warranty service.

III. Coverage
Vantec is not liable for products that have been damaged due to abuse, negligence, liquid contact, fire, earthquake or other external cause, nor are we liable for incidental or consequential damages. Any normal wear and tear that occurs, including, but not limited to, cosmetic damages, is not covered under Vantec's warranty.

The following results in the warranty being voided:

1. Any product where the serial number has been defaced, modified, or removed.
2. Damage or failure due to abuse, neglect, usage outside of the intended purpose, failure to read instructions, and acts of God.
3. Unauthorized repairs
4. Any non-superficial modifications.

The following are not covered under Vantec's warranty.

1. Items purchased at clearances, flea markets, garage sales, or any of the sort.
2. Items purchased second-hand.
3. Packaging, cases, batteries, tapes or accessories included or used with the product.
4. Any problems pertaining to cosmetics, unless pre-existing.
5. Failure to determine if the product is right for your intended purposes.
6. Any incidental or consequential damages that occur to products not made by Vantec.
7. Shipping charges to Vantec or authorized distributors / resellers.

IV. Exclusion Of Damages
Vantec and its authorized distributors and resellers reserve the right to either repair or replace the defective product. Vantec shall not be held liable to the purchaser or any third party for any incidental or consequential damages, including, but not limited to, damages resulting from interruption of service and loss of business. Vantec is solely responsible for products manufactured by Vantec Thermal Technologies and offers no warranties, expressed or implied, for any other products.

V. Limitations Of Implied Warranties
Vantec does not offer any expressed or implied warranties other than that stated in Section I.

For Australia only:
Our goods come with guarantees that cannot be excluded under the Australian Consumer Law. You are entitled to a replacement or refund for a major failure and for compensation for any other reasonably foreseeable loss or damage. You are also entitled to have the goods repaired or replaced if the goods fail to be of acceptable quality and the failure does not amount to a major failure.

Vantec Thermal Technologies

4F-2, No.23, Sec.6, Minquan E.Road, Neihu District,
Taipei City 114, Taiwan (R.O.C)

Telephone Support:

+886-2-2791-6657
(standard international call charges apply)

Federal Communications Commission Statement

This device complies with part 15 of the FCC Rules. Operation is subject to the following two conditions:

- (1) This device may not cause harmful interference, and
- (2) this device must accept any interference received, including interference that may cause undesired operation.

NOTE: This equipment has been tested and found to comply with the limits for a Class B digital device, pursuant to part 15 of the FCC Rules. These limits are designed to provide reasonable protection against harmful interference in a residential installation. This equipment generates, uses and can radiate radio frequency energy and, if not installed and used in accordance with the instructions, may cause harmful interference to radio communications. However, there is no guarantee that interference will not occur in a particular installation. If this equipment does cause harmful interference to radio or television reception, which can be determined by turning the equipment off and on, the user is encouraged to try to correct the interference by one or more of the following measures:

- Reorient or relocate the receiving antenna.
- Increase the separation between the equipment and receiver.
- Connect the equipment into an outlet on a circuit different from that to which the receiver is connected.
- Consult the dealer or an experienced radio/ TV technician for help.

FCC Radiation Exposure Statement

The device has been evaluated to meet general RF exposure requirement.

The device can be used in portable exposure condition without restriction.

Warning: Changes or modifications to this unit not expressly approved by the party responsible for compliance could void the user's authority to operate the equipment.